


## KM 7679 FL

Induction hob with onset controls  
with TempControl for perfect frying results




- Intuitive quick selection via number sequences – Smart Select
- 4 cooking zones incl. 1 PowerFlex area and 1 TempControl zone
- A width of 800 mm for surface-mounted or flush-fit installation
- Shortest heating-up times – TwinBooster
- Communication with the cooker hood – automatic Con@ctivity function

EAN: 4002516339335 / Material number: 11515540 /  
Old Material Number: 26767970GB

General information	
Model identifier	KM 7679 FL
Manufacturer material number	11515540
EAN number	4002516339335
Marketing class	Platinum
Heating type	
Heating type	Induction
Construction type	
Independent of cooker	•
Design	
Elegant glass ceramic surface	•
Ceramic surface colour	Black
Flush	•
Surface-mounted installation	•
Can be combined with SmartLine	•
Cooking zone details	
Number of cooking zones	4
Number of cooking areas	1
Maximum number of pans	4
PowerFlex cooking zones	
No.	2
Type	PowerFlex cooking zone
Size in mm	Ø 150 – 230
Max. rating in W	2100
Max. Booster power rating in W	3000
Max. TwinBooster power rating in W	3650
1st cooking zone/cooking area	
Position	front left
Type	TempControl cooking zone
Size in mm	Ø 160-230
Max. rating in W	2300
Max. Booster power rating in W	3000
Max. TwinBooster power rating in W	3650
2nd cooking zone/cooking area	
Position	rear centre
Type	Dual-circuit ring
Size in mm	Ø 100-160
Max. rating in W	1400
Max. Booster power rating in W	1700
Max. TwinBooster power rating in W	2200
3rd cooking zone/cooking area	
Position	right
Type	PowerFlex bridge
Size in mm	230x390
Max. rating in W	3400
Max. Booster power rating in W	4800
Max. TwinBooster power rating in W	7300

## KM 7679 FL

Induction hob with onset controls  
with TempControl for perfect frying results




EAN: 4002516339335 / Material number: 11515540 /  
Old Material Number: 26767970GB

<b>User convenience</b>	
Networking with Miele@home	•
Con@ctivity	•
Pan and pan size recognition	•
Operation via sensor controls	SmartSelect
TempControl	•
Display colour	Yellow
Keeping warm plus	•
Permanent pan recognition	•
Stop & Go function	•
Wipe protection	•
Recall function	•
Minute minder	•
Safety switch-off	•
Auto heat-up	•
Keeping warm	•
Individual setting options (e.g. buzzers)	•
<b>Efficiency</b>	
Residual heat utilisation	•
Power rating in off mode in W	0.5
Power rating in standby mode in W	0.8
Power rating in networked standby in W	2.0
Time until automatic switch to off mode in min	10
Time until automatic switch to standby in min	10
Time until automatic switch to networked standby in min	10
<b>Cleaning and care</b>	
Easy to clean ceramic glass	•
<b>Safety</b>	
Safety switch-off	•
Lock function	•
System lock	•
Integrated cooling fan	•
Overheating protection	•
Residual heat indicator	•
<b>Technical data</b>	
Dimensions in mm (width)	800
Dimensions in mm (height)	51
Dimensions in mm (depth)	520
Casing height incl. connection box in mm	45
Cutout dimensions in mm (width) with surface-mounted installation	780 mm
Cutout dimensions in mm (depth) with surface-mounted installation	500 mm
Internal cutout dimensions in mm (width) with flush installation	780
Internal cutout dimensions in mm (depth) with flush installation	500
Weight in kg	13

KM 7679 FL

Induction hob with onset controls  
with TempControl for perfect frying results



EAN: 4002516339335 / Material number: 11515540 /  
Old Material Number: 26767970GB

External cutout dimensions in mm (width) with flush installation	804
External cutout dimensions in mm (depth) with flush installation	524
Total rated load in kW	7.30
Length of supply lead in m	1.4
Voltage in V	230
Frequency in Hz	50-60
<b>Accessories included</b>	
Mains cable	Yes

