

WEJ885 WCS PWash&TDos&Steam

W1 front-loader washing machine:

A -20 %* | 9 kg | 1600 rpm | Auto. dispensing | QuickPowerWash | Virus hygiene



EAN: 4002516881858 / Material number: 12774970 / Old Material Number: 11EJ8855GB

General information

| | |
|------------------------------|--------------------------------|
| Model identifier | WEJ885 WCS PWash&TDos&Steam |
| Manufacturer material number | 12774970 |
| EAN number | 4002516881858 |
| Marketing class | Platinum |

Construction type

| | |
|-----------------------|-------|
| Suitable for stacking | • |
| Door hinging | right |
| Side-by-side | • |
| Slot-in | • |
| Can be built-under | • |

Model

| | |
|---------------|-------------------|
| Product brand | W1 Chrome Edition |
| Front-loader | • |

Spinning

| | |
|-----------------------|------|
| Max. spin speed | 1600 |
| Rinse hold | • |
| Without spin function | • |

Design

| | |
|------------------------|-----------------------------|
| Appliance colour | Lotus white |
| Control panel colour | Lotus white |
| Door design | Chrome |
| Rotary selector colour | Lotus White / Chrome ring |
| Control panel version | Straight |
| Control type | Rotary control |
| Display | ComfortSensor white, 1 line |

Cleaning performance

| | |
|--|---|
| Innovative PowerWash technology | • |
| TwinDos automatic detergent dispensing | • |
| CapDosing portioned dispensing | • |
| Stains option | • |
| Certified virus hygiene | • |

Gentle laundry care

| | |
|----------------|---|
| Honeycomb drum | • |
| Load in kg | 9 |

User convenience

| | |
|------------------------------|-----|
| Networking with Miele@home | • |
| SteamCare steam system | • |
| Delay start up to 24 hours | • |
| Time left display | • |
| Programme sequence indicator | • |
| Drum lighting | LED |
| MultiLingua | • |
| AutoClean detergent drawer | • |
| AddLoad | • |

Efficiency and sustainability

| | |
|-------------------------------|---|
| Energy efficiency class (A–G) | A |
|-------------------------------|---|

- Tested for 20 years of perfect laundry care*
- Save even more energy with A -20 %**
- Precise and automatic detergent dispensing with TwinDos®***
- QuickPowerWash ensures fast, efficient results in just 49 minutes****
- Virus hygiene eliminates 99.9 %***** of potential viruses from your laundry

* During the development phase of the W1 / W2 washing machine series, Miele tested models and core components in 5000 wash loads (= 5 wash loads per week for 50 weeks per year) in various programmes. More: [miele.com/20years](https://www.miele.com/20years)

** 20 % more economical than the threshold value (52) for energy efficiency class A.

*** Patent EP 2 784 205

**** This applies to all Miele washing machines that enable the process and machine-related parameters presented in the summary of the WL 1110/18 test report to be implemented.

***** Tested by Albstadt-Sigmaringen University and awarded the gold label by the Institute for Integrative Hygiene and Virology (InFluenc_H). Applies to all models with TwinDos® and PowerWash in the Cottons hygiene 60 °C programme with the Hygiene plus Extra. A description of the relevant methodology can be found at the following link: <https://www.miele.com/wa-c>



WEJ885 WCS PWash&TDos&Steam

W1 front-loader washing machine:

A -20 %* | 9 kg | 1600 rpm | Auto. dispensing | QuickPowerWash | Virus hygiene



EAN: 4002516881858 / Material number: 12774970 / Old Material Number: 11EJ8855GB

| | |
|--|------|
| More economical than the threshold value (52) for energy efficiency class A | 20% |
| Weighted energy consumption per 100 operating cycles for the wash cycle in kWh | 40 |
| Weighted water consumption per cycle in l | 50 |
| Spin efficiency class (A–G) | A |
| Acoustic airborne noise emission class (spin cycle; A–D) | A |
| Sound emissions during spin cycle in dB(A) re 1 pW | 68 |
| Duration of the "ECO 40–60" programme at nominal capacity | 229 |
| Power rating in off mode in W | 0.40 |
| Power rating in networked standby in W | 0.80 |
| EcoFeedback | • |
| Low temperature wash "Cold" and "20 °C" | • |
| Automatic load control | • |
| Flow meter | • |
| Foam sensing | • |
| ProfiEco motor | • |
| Wash programmes | |
| QuickPowerWash | • |
| Automatic plus | • |
| Cottons (coloureds) | • |
| Minimum iron | • |
| Delicates | • |
| Shirts | • |
| Silk (hand-washable) | • |
| Woollens (hand-washable) | • |
| Express 20 | • |
| Dark garments / Denim | • |
| Outerwear | • |
| Proofing | • |
| Sportswear | • |
| Down duvets | • |
| Pillows | • |
| Down | • |
| Curtains | • |
| Cottons hygiene | • |
| Steam care | • |
| Clean machine | • |
| First wash | • |
| Separate rinse/Starch | • |
| Drain / Spin | • |
| ECO 40-60 | • |
| Washing extras | |
| SingleWash | • |
| Short | • |
| Soak | • |
| Pre-wash | • |
| Water plus | • |

WEJ885 WCS PWash&TDos&Steam

W1 front-loader washing machine:

A -20 %* | 9 kg | 1600 rpm | Auto. dispensing | QuickPowerWash | Virus hygiene



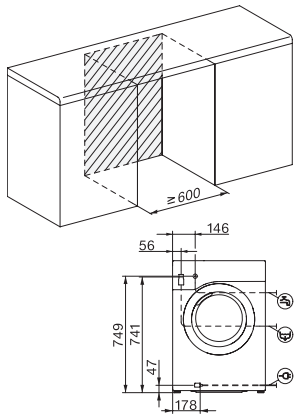
EAN: 4002516881858 / Material number: 12774970 / Old Material Number: 11EJ8855GB

| | |
|---|---|
| Additional rinse cycle | • |
| Pre-ironing with steam | • |
| Buzzer | • |
| AllergoWash | • |
| Safety | |
| Water protection system | Watercontrol-System |
| Safety lock | • |
| PIN-Code | • |
| Optical interface | • |
| Technical data | |
| Dimensions (H x W x D) in mm | 850 x 596 x 636 |
| Dimensions in mm (width) | 596 |
| Dimensions in mm (height) | 850 |
| Dimensions in mm (depth) | 636 |
| Appliance depth in mm with opened door | 1054 |
| Appliance depth w/o door in mm | 600 |
| Weight in kg | 95 |
| Voltage in V | 220-240 |
| Fuse rating in A | 13 |
| Frequency in Hz | 50 |
| Total rated load in kW | 2.10-2.40 |
| Length of water inlet hose in m | 1.60 |
| Length of water drain hose in m | 1.50 |
| Length of supply lead in m | 2 |
| Replacing lamps | Service |
| Accessories included | |
| 3 Caps | • |
| UltraPhase 1 + 2 | • |
| Voucher for 5 Miele UltraPhase cartridges | • |
| Available display languages | |
| Available display languages via MultiLingua | deutsch, english (GB), français (FR), ελληνικά, italiano, hrvatski, nederlands, polski, română, srpski, slovenščina, türkçe, magyar |

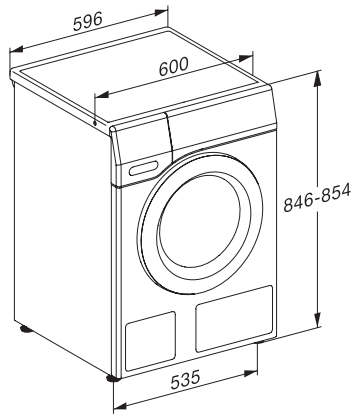
WEJ885 WCS PWash&TDos&Steam

W1 front-loader washing machine:

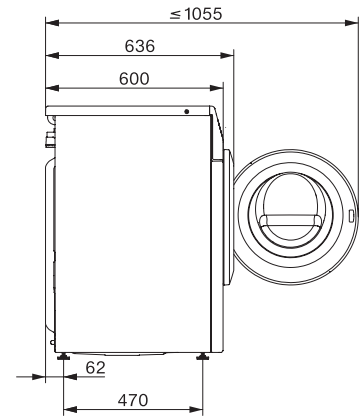
A -20 %* | 9 kg | 1600 rpm | Auto. dispensing | QuickPowerWash | Virus hygiene



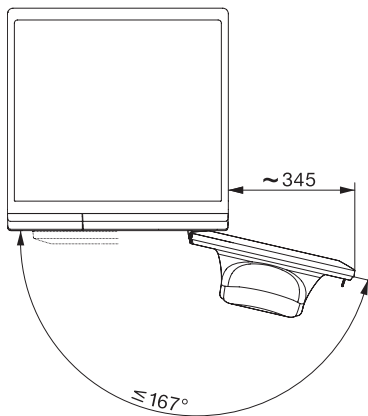
W1 installation drawing, slanted fascia or straight fascia, measures in mm



W1 drawing, slanted fascia or straight fascia, measures in mm



W1 drawing, slanted fascia or straight fascia, measures in mm



W1 drawing, slanted fascia or straight fascia, measures in mm